


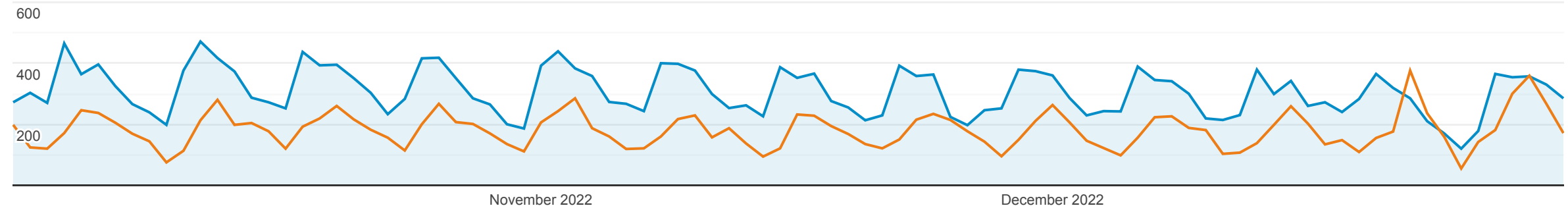
Audience Overview


All Users
 +0.00% Sessions

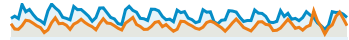
Oct 1, 2022 - Dec 31, 2022
 Compare to: Oct 1, 2021 - Dec 31, 2021

Overview

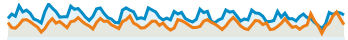
Oct 1, 2022 - Dec 31, 2022: ● Sessions
Oct 1, 2021 - Dec 31, 2021: ● Sessions




Sessions
69.14%
 28,397 vs 16,789



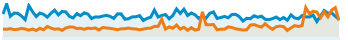
Users
50.73%
 11,896 vs 7,892



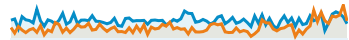
Pageviews
203.09%
 118,286 vs 39,027




Pages / Session
79.19%
 4.17 vs 2.32




Avg. Session Duration
52.70%
 00:03:32 vs 00:02:19



Bounce Rate
-19.21%
 41.25% vs 51.06%



% New Sessions
-12.33%
 37.90% vs 43.23%



■ Returning Visitor ■ New Visitor

