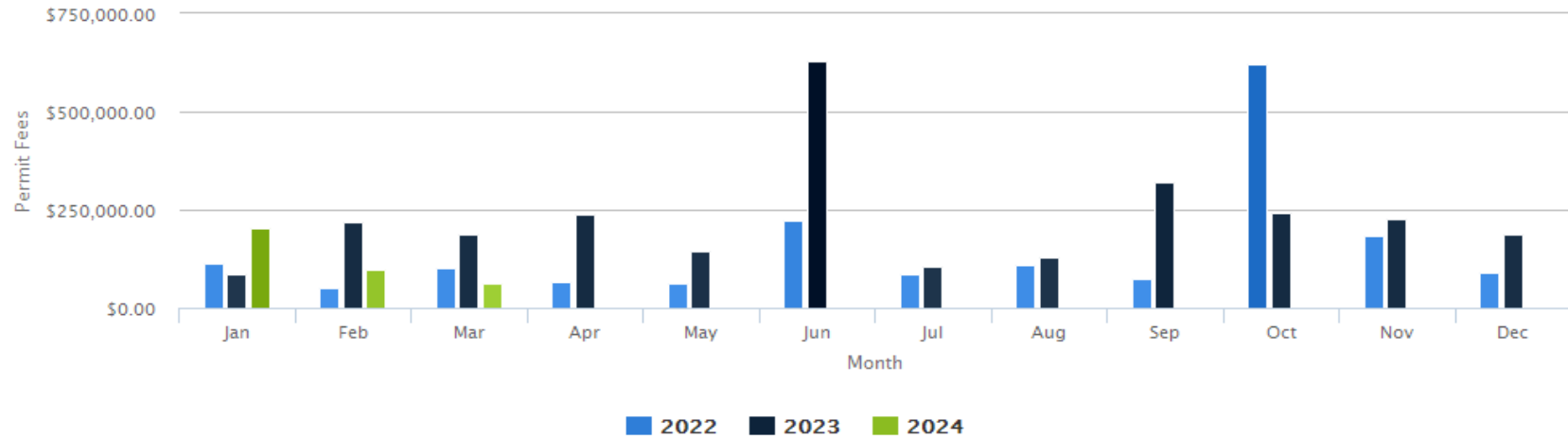


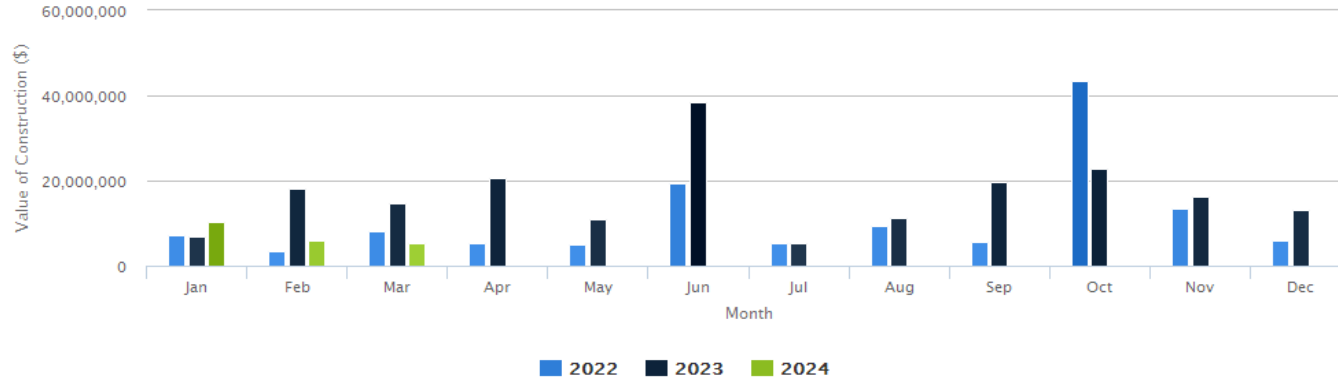
Town of Georgina - Building Report

Permit Fees Collected for Issued Permits by Month



Date	Jan	Feb	Mar	Apr	May	Jun	Jul	Aug	Sep	Oct	Nov	Dec	Total
2022	\$111,834.95	\$49,076.16	\$101,967.80	\$66,108.33	\$62,103.03	\$221,199.51	\$84,816.72	\$109,891.79	\$72,555.53	\$622,216.23	\$183,361.80	\$91,302.58	\$1,776,434.43
2023	\$85,210.49	\$217,021.37	\$187,955.22	\$239,911.07	\$146,260.97	\$627,493.20	\$107,369.84	\$128,982.56	\$321,174.92	\$240,625.69	\$226,061.16	\$189,276.82	\$2,717,343.31
2024	\$201,647.72	\$98,276.52	\$61,379.16	\$0.00	\$0.00	\$0.00	\$0.00	\$0.00	\$0.00	\$0.00	\$0.00	\$0.00	\$361,303.40

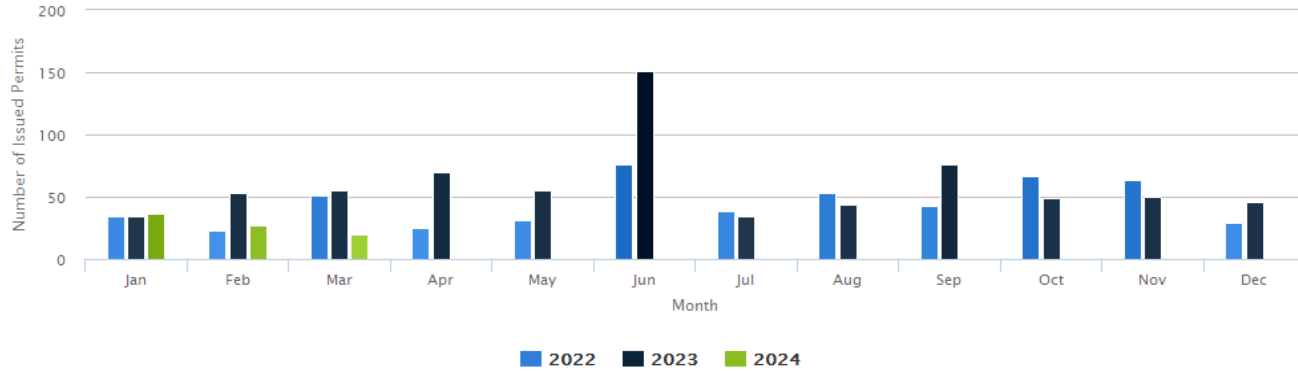
Town of Georgina - Building Report
 Construction Value of Issued Permits by Month



Date	Jan	Feb	Mar	Apr	May	Jun	Jul	Aug	Sep	Oct	Nov	Dec	Total
2022	\$7,176,000.00	\$3,425,300.00	\$7,982,047.78	\$5,275,300.00	\$5,077,000.00	\$19,332,710.00	\$5,422,536.00	\$9,443,500.00	\$5,776,662.53	\$43,586,060.00	\$13,326,132.00	\$5,916,130.00	\$131,739,378.31
2023	\$6,744,040.00	\$18,023,500.00	\$14,573,180.00	\$20,761,216.00	\$10,827,658.00	\$38,448,251.96	\$5,461,470.00	\$11,278,502.86	\$19,602,223.31	\$22,835,097.55	\$16,250,295.79	\$13,124,370.92	\$197,929,806.39
2024	\$10,358,771.95	\$5,981,608.25	\$5,354,000.00	\$0.00	\$0.00	\$0.00	\$0.00	\$0.00	\$0.00	\$0.00	\$0.00	\$0.00	\$21,694,380.20

Town of Georgina Monthly Report

Volume of Issued Permits by Month



Type of Building	2022 - Jan	2022 - Feb	2022 - Mar	2022 - Apr	2022 - May	2022 - Jun	2022 - Jul	2022 - Aug	2022 - Sep	2022 - Oct	2022 - Nov	2022 - Dec	2023 - Jan	2023 - Feb	2023 - Mar	2023 - Apr	2023 - May	2023 - Jun	2023 - Jul	2023 - Aug	2023 - Sep	2023 - Oct	2023 - Nov	2023 - Dec	2024 - Jan	2024 - Feb	2024 - Mar
ASSEMBLY OCCUPANCY - ALTERATION	1	0	0	1	0	1	0	0	0	0	1	1	0	0	0	0	2	0	0	0	0	1	0	1	0	1	0
ASSEMBLY OCCUPANCY - NEW & ADDITION	0	0	0	0	0	0	0	1	0	1	0	0	0	0	0	0	0	0	0	1	0	0	1	0	0	0	0
CHANGE OF USE	0	0	0	0	0	0	0	0	0	0	1	0	1	0	3	0	0	0	1	0	0	0	0	0	0	1	0
COMMERCIAL OCCUPANCY - ALTERATION	0	2	1	1	2	5	1	4	0	3	3	1	2	1	0	1	3	1	1	0	0	1	0	1	2	0	1
COMMERCIAL OCCUPANCY - NEW & ADDITION	0	0	1	1	0	0	0	1	1	0	0	0	0	0	0	0	0	0	0	0	0	1	0	0	0	0	0
DESIGNATED STRUCTURE	0	0	0	0	0	0	0	0	0	0	0	0	0	0	0	0	1	1	0	0	0	0	0	0	0	0	0
FARM BUILDING	0	0	2	0	0	0	0	0	1	0	1	0	0	0	0	0	0	0	0	0	0	0	0	0	0	0	0
HOUSE - ACCESSORY BUILDING	3	4	9	3	8	5	3	4	4	8	8	1	3	5	4	4	4	4	2	6	6	4	4	3	1	1	2
HOUSE - ALTERATIONS AND ADDITIONS	4	6	13	5	8	10	8	10	8	7	8	4	10	8	5	8	6	11	6	4	10	5	4	4	1	5	5
HOUSE - DECK	0	0	3	2	2	6	9	6	8	4	3	4	0	1	5	15	7	6	2	4	3	5	2	1	0	2	1
HOUSE - NEW INCLUDES UPTO 3 UNITS	22	6	18	8	8	41	15	16	11	34	33	18	14	36	33	36	27	122	19	22	47	27	32	31	30	13	9
HVAC	0	0	0	0	0	0	0	0	0	1	0	0	0	0	0	0	0	1	0	0	0	0	0	0	0	0	0
INDUSTRIAL OCCUPANCY - ALTERATION	0	0	0	0	0	0	0	0	0	0	0	0	0	0	0	0	0	0	0	0	0	0	0	0	0	0	2
INDUSTRIAL OCCUPANCY - NEW & ADDITION	0	0	1	0	0	0	0	0	0	3	1	0	0	0	0	0	0	0	0	0	0	0	0	0	0	0	0
INSTITUTIONAL/GOVT - ALTERATION	0	0	0	0	0	0	0	0	0	0	0	0	0	0	0	0	0	1	0	0	0	0	0	1	0	0	0
INSTITUTIONAL/GOVT - NEW & ADDITION	0	0	0	0	0	0	0	0	0	0	0	0	0	0	0	0	1	0	0	0	0	0	1	0	0	0	0
MULTI RESIDENTIAL - ALTERATIONS	0	0	0	0	0	0	0	0	0	1	0	0	0	0	0	0	0	0	0	0	0	0	0	0	1	0	0
PLUMBING	2	3	0	0	0	1	0	1	0	1	0	0	0	0	0	2	0	0	1	1	2	3	1	1	0	0	0
SEPTIC SYSTEM	2	2	3	3	3	4	3	8	4	4	5	0	4	2	4	4	3	2	2	4	5	2	4	2	0	2	2
SIGN / ATTACHMENT	0	0	0	1	0	1	0	1	3	0	0	0	0	0	0	0	0	0	1	0	0	1	1	1	1	0	0
SOLID FUEL BURNING FIREPLACE/WOODSTOVE	0	0	0	0	0	0	0	0	0	0	0	0	0	0	0	0	0	0	0	1	0	0	0	0	0	0	0
TEMPORARY BUILDING	0	0	0	0	0	2	0	1	3	0	0	0	0	0	1	0	1	2	0	1	2	0	0	0	0	0	0
TOTAL	34	23	51	25	31	76	39	53	43	67	64	29	34	53	55	70	55	151	34	44	76	49	50	46	36	27	20

Town of Georgina

Monthly Report for Building Permits Issued in March, 2024

COMMERCIAL OCCUPANCY - ALTERATION

Permit Number	Issue Date	Roll Number	Location	Project Purpose	Project Value	Total
240119	March 18, 2024	08053400.0000	20895 DALTON RD	INTERIOR PLUMBING WORK TO ACCOMODATE COOLER AND FREEZER CASES RENOVATE WASHROOMS	\$10,000.00	\$887.88

DEMOLITION

Permit Number	Issue Date	Roll Number	Location	Project Purpose	Project Value	Total
240133	March 5, 2024	13417200.0000	836 MONTSELL AVE	DEMOLISH SFD	\$5,000.00	\$291.00
240176	March 25, 2024	14062700.0000	323 WINNIFRED DR	DEMOLISH SFD AND ALL OUT BUILDINGS	\$30,000.00	\$437.00
240185	March 25, 2024	09292000.0000	254 SHORECREST RD	DEMOLISH DETACHED GARAGE	\$25,000.00	\$176.00

HOUSE - ACCESSORY BUILDING

Permit Number	Issue Date	Roll Number	Location	Project Purpose	Project Value	Total
231427	March 15, 2024	04463000.0000	DUCLOS POINT RD	SHADE STRUCTURE - 300 sf	\$80,000.00	\$399.28
240110	March 28, 2024	09292000.0000	254 SHORECREST RD	DETACHED GARAGE	\$80,000.00	\$460.80

HOUSE - ALTERATIONS AND ADDITIONS

Permit Number	Issue Date	Roll Number	Location	Project Purpose	Project Value	Total
231478	March 1, 2024	14691298.0000	90 RICHMOND PARK DR	REMOVE BASEMENT APARTMENT AND LEGALIZE CONSTRUCTION OF FINISHED BASEMENT FOR PERSONAL USE TO REMEDY COMPLAINT FILE 231186	\$20,000.00	\$1,408.00
231865	March 4, 2024	12268000.0000	1024 LAKE DR N	INTERIOR RENOVATION - NEW ROOF - NEW DECK	\$500,000.00	\$2,319.00
240079	March 8, 2024	13849400.0000	1957 METRO RD N	Construct addition with accessory dwelling unit.	\$200,000.00	\$1,294.93
240155	March 11, 2024	12334500.0000	933 LAKE DR N	INTERIOR RENOVATION TO BASEMENT TO CREATE BEDROOM	\$22,000.00	\$368.22
240054	March 14, 2024	14176400.0000	288 PARKWOOD AVE	ACCESSORY BASEMENT APARTMENT	\$45,000.00	\$1,224.36

HOUSE - DECK

Permit Number	Issue Date	Roll Number	Location	Project Purpose	Project Value	Total
240163	March 28, 2024	10916200.0000	25195 WARDEN AVE	2ND STOREY DECK ***PROPERTY SERVICED BY SEPTIC***	\$8,000.00	\$185.00

HOUSE - NEW INCLUDES UPTO 3 UNITS

Permit Number	Issue Date	Roll Number	Location	Project Purpose	Project Value	Total
221417	March 7, 2024	11912800.0000	25774 MCCOWAN RD	CONVERT ATTIC TO FULL SECOND STOREY LEGALIZE - 220028 PART 8	\$35,000.00	\$2,950.20
231410	March 7, 2024	03539000.0000	51 PALMIRA DRIVE	SFD - 1 UNIT LOT/UNIT 22 LOT SPECIFIC UNFINISHED BASMT W/ DECK ***CONDITIONAL PERMIT UP TO BUT EXCLUDING OCCUPANCY***	\$300,000.00	\$5,244.40

231415	March 7, 2024	03539000.0000	59 SHELSON PLACE	SFD - 1 UNIT UNIT 85 LOT SPECIFIC UNFINISHED BASMT WOD ***CONDITIONAL PERMIT UP TO BUT EXCLUDING OCCUPANCY***	\$300,000.00	\$5,244.40
231584	March 7, 2024	03539000.0000	47 PALMIRA DRIVE	NEW SFD 1 UNIT LOT/UNIT23 LOT SPECIFIC W.O.D.	\$300,000.00	\$5,183.20
231665	March 7, 2024	11949572.0000	58 CATERING RD	NEW SFD 1-UNIT LOT 72 MODEL 50-1 ELEVATION B WOB - WOD UNFINISHED BASEMENT	\$542,000.00	\$6,038.85
240078	March 7, 2024	11949571.0000	60 CATERING RD	NEW SFD 1-UNIT LOT 71 LOT SPECIFIC SIDE UPGRADE - WOB	\$414,000.00	\$6,881.00
231236	March 11, 2024	08287400.0000	3 NASELLO AVE	NEW SFD - 1 UNIT	\$653,000.00	\$5,523.47
231421	March 13, 2024	14201900.0000	3 SHIRLEA BLVD	NEW SFD 1 UNIT W DECK UNFINISHED BASMT	\$600,000.00	\$8,070.20
240075	March 22, 2024	03567900.0000	393 HEDGE RD	NEW SFD - 1 UNIT UNFINISED BASEMENT-DECKS Part 8	\$1,200,000.00	\$4,695.97

SEPTIC SYSTEM

Permit Number	Issue Date	Roll Number	Location	Project Purpose	Project Value	Total
231854	March 7, 2024	11912800.0000	25774 MCCOWAN RD	NEW SEPTIC SYSTEM	\$5,000.00	\$1,477.00
240049	March 22, 2024	03567900.0000	393 HEDGE RD	CONSTRUCTION OF A NEW SEPTIC SYSTEM	\$40,000.00	\$1,523.00