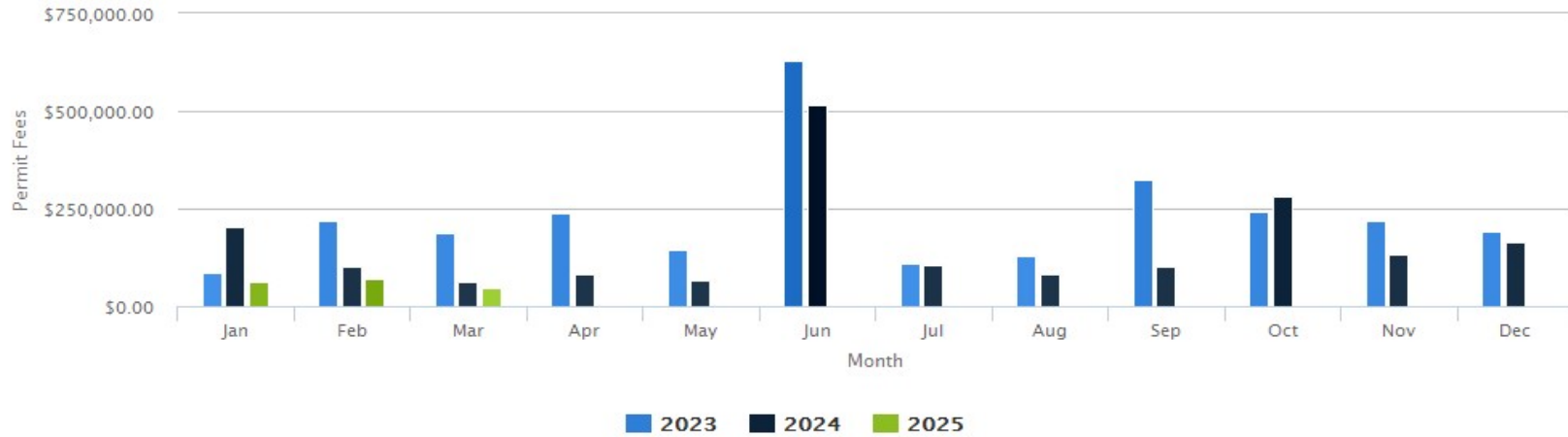


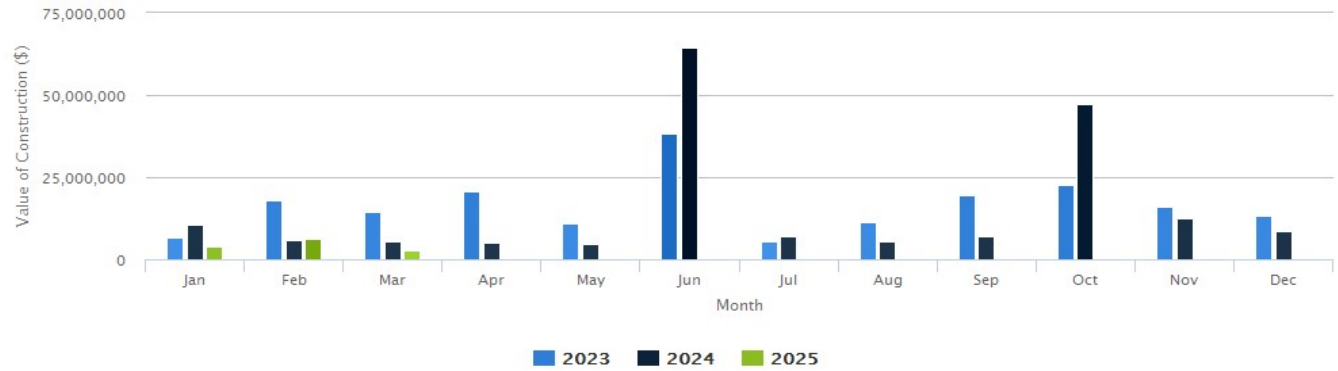
Town of Georgina - Building Report

Permit Fees Collected for Issued Permits by Month



Date	Jan	Feb	Mar	Apr	May	Jun	Jul	Aug	Sep	Oct	Nov	Dec	Total
2023	\$85,210.49	\$217,197.37	\$187,955.22	\$239,911.07	\$146,260.97	\$627,493.20	\$107,897.84	\$129,894.56	\$322,375.66	\$240,801.69	\$220,617.40	\$190,716.82	\$2,716,332.29
2024	\$204,815.72	\$103,276.52	\$61,907.16	\$80,826.85	\$67,412.35	\$515,250.89	\$107,378.90	\$81,673.81	\$100,126.54	\$280,542.01	\$133,376.00	\$163,199.93	\$1,899,786.68
2025	\$63,097.01	\$70,824.65	\$48,130.95	\$0.00	\$0.00	\$0.00	\$0.00	\$0.00	\$0.00	\$0.00	\$0.00	\$0.00	\$182,052.61

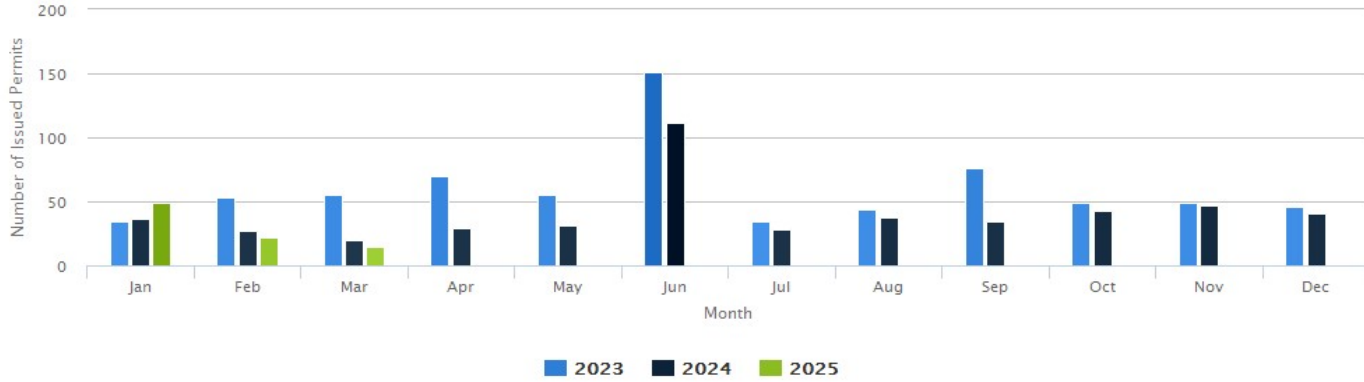
Town of Georgina - Building Report
 Construction Value of Issued Permits by Month



Date	Jan	Feb	Mar	Apr	May	Jun	Jul	Aug	Sep	Oct	Nov	Dec	Total
2023	\$6,744,040.00	\$18,023,500.00	\$14,573,180.00	\$20,761,216.00	\$10,827,658.00	\$38,448,251.96	\$5,461,470.00	\$11,293,502.86	\$19,602,223.31	\$22,835,097.55	\$15,894,440.42	\$13,124,370.92	\$197,588,951.02
2024	\$10,358,771.95	\$5,981,608.25	\$5,354,000.00	\$4,917,750.00	\$4,732,241.00	\$64,566,417.87	\$7,112,000.00	\$5,488,085.00	\$7,110,025.00	\$47,418,773.75	\$12,521,573.11	\$8,709,520.00	\$184,270,765.93
2025	\$4,054,698.00	\$6,082,375.00	\$2,799,964.00	\$0.00	\$0.00	\$0.00	\$0.00	\$0.00	\$0.00	\$0.00	\$0.00	\$0.00	\$12,937,037.00

Town of Georgina Monthly Report

Volume of Issued Permits by Month



Type of Building	2023 - Jan	2023 - Feb	2023 - Mar	2023 - Apr	2023 - May	2023 - Jun	2023 - Jul	2023 - Aug	2023 - Sep	2023 - Oct	2023 - Nov	2023 - Dec	2024 - Jan	2024 - Feb	2024 - Mar	2024 - Apr	2024 - May	2024 - Jun	2024 - Jul	2024 - Aug	2024 - Sep	2024 - Oct	2024 - Nov	2024 - Dec	2025 - Jan	2025 - Feb	2025 - Mar
ASSEMBLY OCCUPANCY - ALTERATION	0	0	0	0	2	0	0	0	0	1	0	1	0	1	0	1	0	1	0	2	0	0	2	1	0	0	0
ASSEMBLY OCCUPANCY - NEW & ADDITION	0	0	0	0	0	0	0	1	0	0	1	0	0	0	0	0	0	1	0	0	0	0	0	0	0	0	0
CHANGE OF USE	1	0	3	0	0	0	1	0	0	0	0	0	0	1	0	0	0	1	0	0	0	0	0	0	0	0	0
COMMERCIAL OCCUPANCY - ALTERATION	2	1	0	1	3	1	1	0	0	1	0	1	2	0	1	1	0	1	0	0	1	0	0	1	1	0	0
COMMERCIAL OCCUPANCY - NEW & ADDITION	0	0	0	0	0	0	0	0	0	1	0	0	0	0	0	0	0	0	0	0	0	0	0	0	0	0	0
DESIGNATED STRUCTURE	0	0	0	0	1	1	0	0	0	0	0	0	0	0	0	0	0	1	0	0	0	0	0	0	0	0	0
HOUSE - ACCESSORY BUILDING	3	5	4	4	4	4	2	6	6	4	4	3	1	1	2	3	2	2	2	4	2	6	5	1	0	2	2
HOUSE - ALTERATIONS AND ADDITIONS	10	8	5	8	6	11	6	4	10	5	4	4	1	5	5	8	8	9	5	13	6	15	8	10	36	7	6
HOUSE - DECK	0	1	5	15	7	6	2	4	3	5	2	1	0	2	1	1	4	3	1	1	4	2	0	2	0	1	0
HOUSE - NEW INCLUDES UPTO 3 UNITS	14	36	33	36	27	122	19	22	47	27	31	31	30	13	9	9	11	84	17	8	13	11	22	21	4	9	3
HVAC	0	0	0	0	0	1	0	0	0	0	0	0	0	0	0	0	0	0	0	0	0	0	0	0	0	0	0
INDUSTRIAL OCCUPANCY - ALTERATION	0	0	0	0	0	0	0	0	0	0	0	0	0	2	0	1	0	0	1	0	0	1	1	4	0	0	2
INDUSTRIAL OCCUPANCY - NEW & ADDITION	0	0	0	0	0	0	0	0	0	0	0	0	0	0	0	0	0	0	0	0	1	0	0	0	0	0	0
INSTITUTIONAL/GOV'T - ALTERATION	0	0	0	0	0	1	0	0	0	0	0	1	0	0	0	1	0	0	0	0	0	1	0	0	0	0	0
INSTITUTIONAL/GOV'T - NEW & ADDITION	0	0	0	0	1	0	0	0	0	0	1	0	0	0	0	0	0	0	0	0	0	1	0	0	0	0	0
MULTI RESIDENTIAL - ALTERATIONS	0	0	0	0	0	0	0	0	0	0	0	0	1	0	0	0	1	0	0	0	0	0	0	0	1	0	0
PLUMBING	0	0	0	2	0	0	1	1	2	3	1	1	0	0	0	0	1	0	0	2	3	0	0	0	0	0	0
SEPTIC SYSTEM	4	2	4	4	3	2	2	4	5	2	4	2	0	2	2	2	3	6	1	3	3	4	7	1	7	3	0
SIGN / ATTACHMENT	0	0	0	0	0	0	0	1	0	0	1	1	1	0	0	2	1	0	0	2	0	2	2	0	0	0	2
SOLID FUEL BURNING FIREPLACE/WOODSTOVE	0	0	0	0	0	0	0	0	1	0	0	0	0	0	0	0	0	0	0	0	0	0	0	0	0	0	0
TEMPORARY BUILDING	0	0	1	0	1	2	0	1	2	0	0	0	0	0	0	0	0	2	1	2	1	0	0	0	0	0	0
TOTAL	34	53	55	70	55	151	34	44	76	49	49	46	36	27	20	29	31	111	28	37	34	43	47	41	49	22	15

Town of Georgina

Monthly Report for Building Permits Issued in March, 2025

DEMOLITION

Number	Issue Date	Roll Number	Location	Project Purpose	Project Value	Total
241243	March 4, 2025	09107600.0000	82 COOKS BAY DR	DEMOLISH SFD GARAGE AND 2 SHEDS	\$10,000.00	\$510.00
250105	March 12, 2025	06294500.0000	54 RIVERSIDE DR	PARTIAL DEMOLITION OF BOAT STORAGE BUILDING DUE TO COLLAPSING	\$3,000.00	\$1,183.00
250031	March 19, 2025	13530400.0000	63 FRANKLIN BEACH RD	DEMOLISH SFD AND 3 OUT BUILDINGS	\$20,000.00	\$297.00
241081	March 20, 2025	08219300.0000	20 BONNIE BLVD	DEMOLISH STORAGE BUILDING	\$10,000.00	\$1,160.00
250104	March 24, 2025	09488800.0000	43 THE QUEENSWAY N	DEMOLITION OF EXISTING GAZEBO	\$1,600.00	\$180.00

HOUSE - ACCESSORY BUILDING

Number	Issue Date	Roll Number	Location	Project Purpose	Project Value	Total
250052	March 7, 2025	05392600.0000	47 MAIN ST	28' X 40' ACCESSORY STRUCTURE (Detached Garage) ***Property Services by Septic***	\$35,000.00	\$739.20
241267	March 12, 2025	06280400.0000	156 HOLMES POINT RD	LEGALIZING EXISTING ACCESSORY STRUCTURE (DETACHED GARAGE) *PART 8*	\$8,000.00	\$370.00

HOUSE - ALTERATIONS AND ADDITIONS

Number	Issue Date	Roll Number	Location	Project Purpose	Project Value	Total
241185	March 4, 2025	03071100.0000	25900 HIGHWAY 48	GARAGE & HOME OFFICE ADDITION	\$200,000.00	\$2,562.46
241256	March 18, 2025	05167600.0000	38 KLIMEK BLVD	LEGALIZE ADDITION AND DECK	\$20,000.00	\$965.20
241254	March 24, 2025	14616500.0000	194 SOUTH CHANNEL DR	NEW KITCHEN RELOCATE PLUMBING WITHIN SINGLE UNIT DWELLING	\$25,000.00	\$180.00
250103	March 25, 2025	13158400.0000	787 CHURCHILL LANE	Interior Renovations	\$135,000.00	\$754.65
250063	March 27, 2025	13579100.0000	56 ALEXANDER BLVD	NEW ADDITION TO CREATE ACCESSORY APARTMENT	\$150,000.00	\$3,230.66
250067	March 28, 2025	09709325.0000	314 METRO RD N	NEW ADDITION TO ADD 2 BEDROOMS TO EXISTING DWELLING & ADDITION TO ADD ACCESSORY APARTMENT DECK UNFINISHED BASEMENT	\$250,000.00	\$2,877.50

HOUSE - NEW INCLUDES UPTO 3 UNITS

Number	Issue Date	Roll Number	Location	Project Purpose	Project Value	Total
241244	March 4, 2025	09107600.0000	82 COOKS BAY DR	NEW SFD 1-UNIT WITH ELEVATOR	\$1,200,000.00	\$12,868.64
250071	March 10, 2025	14277847.0000	34 CECIL SAUNDERS DR	NEW SFD 1-UNIT LOT 342 MODEL 60-3 AVISO ELEVATION A (CM 240832) 6 BED - OPT MAIN FLOOR - WOD UNFINISHED BASEMENT	\$372,600.00	\$8,627.32
241240	March 28, 2025	03539000.0000	125 CHARPENTIER DR.	NEW SFD, 1 UNIT, LOT 144 *OLS CERT REQ'D* LOT SPECIFIC (RAINES) ELEVATION A, CORNET, WOD UNFINISHED BASEMENT	\$300,000.00	\$3,726.44

INDUSTRIAL OCCUPANCY - ALTERATION

Number	Issue Date	Roll Number	Location	Project Purpose	Project Value	Total
241261	March 25, 2025	10545000.0000	1 LOGISTICS CRT	ALTERNATIVE SOLUTION - LIFE SAFETY ADJUSTMENT DUE TO MACHINERY BEING INSTALLED	\$0.00	\$696.00
250006	March 26, 2025	10545000.0000	1 LOGISTICS CRT	TENANT FIT OUT - WAREHOUSE AREA INTERIOR MODIFICATION AND EXTERIOR CONCRETE PAD	\$83,000.00	\$10,172.88

POOL ENCLOSURE

Number	Issue Date	Roll Number	Location	Project Purpose	Project Value	Total
250021	March 4, 2025	09107600.0000	82 COOKS BAY DR	CAST IN PLACE INGROUND POOL ENCLOSURE	\$15,000.00	\$150.00

SIGN / ATTACHMENT

Number	Issue Date	Roll Number	Location	Project Purpose	Project Value	Total
250028	March 11, 2025	10916200.0000	25195 WARDEN AVE	ROOFTOP SOLAR PANEL INSTALLATION	\$5,000.00	\$180.00
250074	March 19, 2025	13948187.0000	2 TIMBERBANK SQ	ROOFTOP SOLAR PANELS	\$16,364.00	\$180.00